

ARAE INDOOR LIGHTING


PRIME FEATURES:

- ULTRA SLIM
- RECESSED/ SURFACE/SUSPENDED
- BOKE ANTI FLICKER DRIVER
- LOW HEAT
- AVAILABLE IN DIMMABLE / EMERGENCY
- SMD-LED



ERA PANEL

APPLICATION



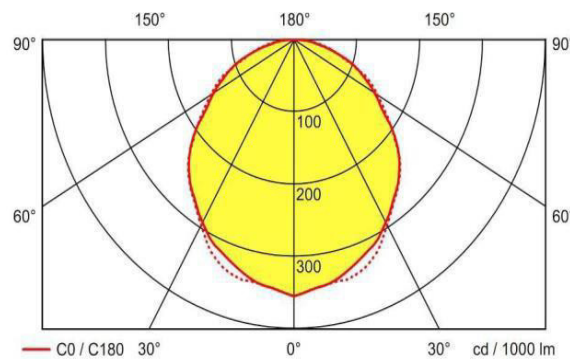
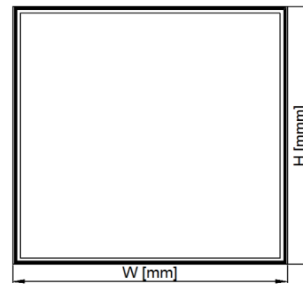
PART NUMBER	DESCRIPTION	POWER [W]	LUMEN	COLOUR TEMPERATURE
AL-ERA-600X600-48-40	ERA LED PANEL 48-40W	48	4800	4000K
AL-ERA-600X600-22/30/36-40	ERA LED PANEL 22,30,36W	22/30/36	2140/ 2920/ 3500	4000K
AL-ERA-600X600-22/30/36-60	ERA LED PANEL 22,30,36W	22/30/36	2260/ 3085/ 3700	6000K
AL-ERA-1200X600-44/60/72-40	ERA LED PANEL 44,60,72W	44/60/72	3670/ 5000/ 6000	4000K
AL-ERA-1200X600-44/60/72-60	ERA LED PANEL 44,60,72W	40/60/72	4035/ 5500/ 6600	6000K



WHAT YOU NEED TO KNOW:

SPECIFICATION:

Input Voltage		220-240AC
INPUT FREQUENCY[HZ]		50-60
DRIVERS		INCLUDED
BEAM ANGLE		120 °
CRI		≥80
LIFE[H]		30,000 HOURS
OPERATING TEMP		-25 ° TO 45 °
IP RATING		IP40
WEIGHT [KG]	600X600	3.9KG
	1200X600	7.8KG
WARRANTY		3 YEARS



DIMENSIONS:

DESCRIPTION	WIDTH W(MM)	HEIGHT H(MM)	DEEP D(MM)
600X600	595	595	11
1200X600	595	1195	11

PHYSICAL DATA:

BODY SHAPE	SQUARE/RECTANGLE
BODY COLOUR	WHITE
BODY FINISH	ALUMINIUM
DIFFUSER COLOUR	OPAL
DIFFUSER MATERIAL	POLYCARBONATE


SUSPENSION KIT:

The Suspension Kit is a stainless steel wire suspension kit for use with Pro Ultra LED Panels allowing the panel to be suspended from a ceiling to a required distance above floor. Ideal for situations when recessed or direct surface mounting is not possible.



SURFACE KIT:

The surface kit is a purpose made mounting frame suitable for our full range of LED panels to allow installation on plasterboard, concrete and for application where suspended ceiling is not available. The surface kit is made of white powder coated steel and complete with screws and fixings.



Product Code	Description	L Outside [mm]	L Inside [mm]	w Outside [mm]	w Inside [mm]	H[mm]
AL-SMKIT-66	SURFACE KIT 600X600	612	568	612	568	60
AL-SMKIT-1200X600	SURFACE KIT 1200X600	612	568	1212	1168	60